



CUSTOM ELEMENT ORDER FORM

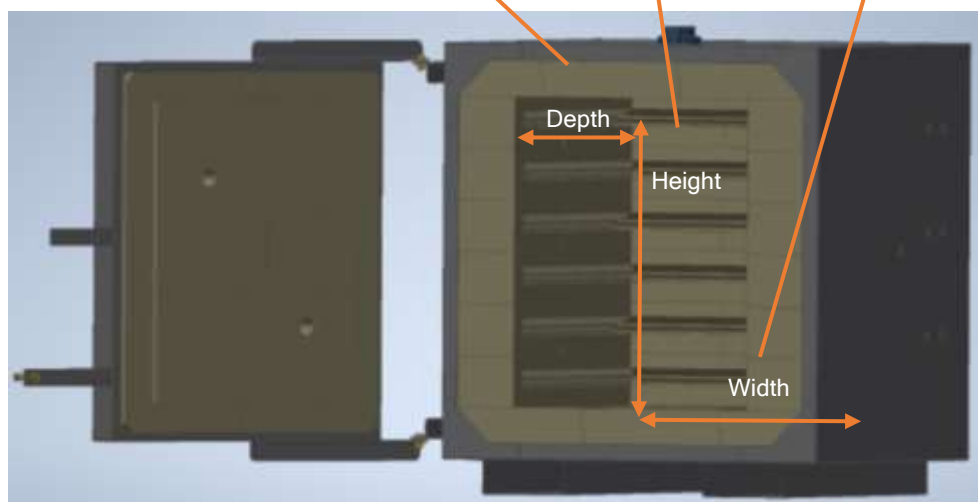
Customer Details

Company:			
First Name:		Last Name:	
Contact No.:			
E-mail:		State:	
Address Line 1:		Postcode:	
Suburb:			

Custom Element Details

Please refer to drawing below and complete form as best as you can.


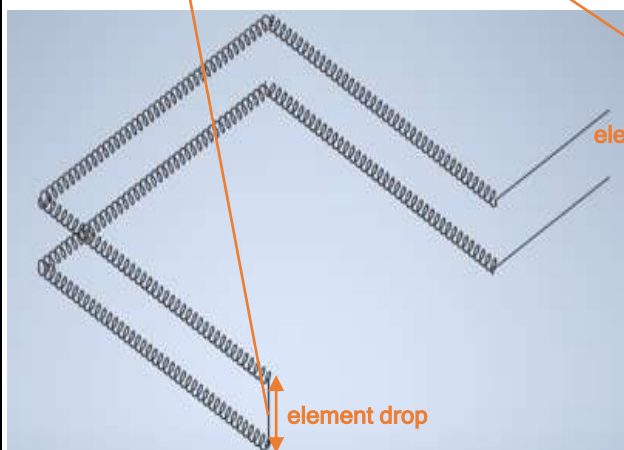
Is the kiln a Tetlow Kiln	Yes	<input type="checkbox"/>	No	<input type="checkbox"/>
If no, please specify kiln brand				
Kiln Model Number				
Kiln Power Rating	Phase:	Amps:	Volts:	kW:
Kiln Manufacture Date	Day:	Month:	Year:	
Kiln Internal Dimensions (mm)	Depth:	Height:	Width	





Kiln **element drop**, please refer to drawing below, if any, please specify:
(Please ensure drop is measured from **top** groove to **top** of the next groove.)

mm



Custom Element Photos

Please review the checklist below and provide kiln photos as best as you can.



Kiln's specifications plate.
e.g.



Inside of kiln and kiln door
e.g.





Inside of control box/
e.g.



Forward Details to Tetlow Kilns

Please send completed form and kiln photos to our E-mail below.

E-mail: info@tetlow.com.au

If you require further assistance, please give us a call on 03 8545 8296.